

---



**cape horn**





## Catch what you haven't.

*We needed to get further offshore, and wanted something that didn't exist. A hull design that not only rides well in any condition, but does so efficiently. Larger platforms to fish from, bigger live wells to hold more bait. We could not find the boats we dream of, so we build them.*





## MORE LATITUDE AND LONGITUDE. RUN LONGER AND IN MORE COMFORT

Expand your destination possibilities. Whether exploring the canyons or entertaining a group the 36XS is dialed in. The helm station wraps the driver and passengers in bolstered seats and provides generous drawers and compartments for all tackle/storage needs. The rear facing seat conceals a huge 60 gallon live well. An additional 20 gallon live well in the transom doubles as a storage box when needed. A large, rear fold-away bench and forward lounge entertain the crew. An optional vacu-flush head can be placed in the console next to the hidden pull out stainless sink. The EPS steering allows easy upgrade to joystick control.

## STREAMLINED AND OVERSIZED

An oversized hardtop provides a sleek and modern design. The two large storage boxes, a host of lighting options, flush mounted speakers and much more offer new levels of versatility.

A huge dash provides plenty of room for multiple large screen displays. Additional storage is discovered in the huge walk-in console. A drink cooler is offered beneath the flip up front seat that quickly transforms into a lounge seat with a flip-up foot rest. A 9' fully insulated fish box offers 1400 quarts of frozen storage that is pumped overboard during cleanup. Extra storage, extra seating and extra comfort help soften the edges and define the 36XS.



# 36XS

Extra Seating/Storage



Length	36' 11"
Beam	10' 6"
Draft	24"
Deadrise	23°
Hull Weight (dry) Approximate	7900 lbs.
Maximum H.P.	1400
Fuel Capacity	385
Max. Load	6000 lbs.

# 32T

Tournament



## THERE IS NO NEXT TIME SLEEK, SMART, SWIFT

The 600 fishing horsepower coupled with a refined hull design create a powerful presence. A cruising range of over 500 miles allows you to go farther, faster with incredible efficiency. Being equipped with many features for added safety, redundancy and reliability means you will be the first one back when the day is over. The EPS steering allows easy upgrade to joystick control.

## SMOOTHNESS AND COMFORT

The deluxe bolster seat leaning post offers comfort styled seating with generous drawers and compartments for all tackle needs. The rear facing seat conceals a huge 60 gallon live well. An additional 20 gallon live well in the transom doubles as a storage box when needed. A transom seat flips down for the ride out. An optional vacu-flush head can be placed in the console.

## DESIGN

The large floor plan prevents over crowding, while the open bow area permits an uncluttered workspace. A huge dash provides plenty of room for multiple large screen displays. Additional storage is discovered in the large electronics box, walk-in console and bow boxes. A drink cooler is offered beneath the flip up front seat. Being designed for the professional requires a fully insulated fish box. At 7' in length it offers 700 quarts of frozen storage that is pumped overboard during cleanup. If you need more rod storage add the optional rear legs to the top.



Feeds mainly on mackerel and **fast-moving tuna.**



Length	31' 10"
Beam	9' 1"
Draft	22"
Deadrise	23°
Hull Weight (dry) Approximate	5400 lbs.
Maximum H.P.	800
Fuel Capacity	275
Max. Load	4000 lbs.



## WORTH THE WAIT. REFINED HULL DESIGN

Introducing the all-new Cape Horn 32XS. From the redesigned floor plan to the newest features for added comfort, everything about the 32XS will leave an impression. A refined hull design offers a forgiving ride no matter what the conditions, providing added stability and ride quality.

## DESIGNED FOR COMFORT

The newly designed cockpit offers a more prominent floor plan featuring more space, more storage, and more comfort.

## FULL OF SUPPRISES

All the new features are cleverly hidden until needed. Flip down the rear bench seat for the ride out. Pull out the concealed shower when it's time to cool off, or check out the rear insulated bait box that doubles as an optional live well. Need somewhere for the extras? Try the deep removable rear storage box hidden under the rear port hatch. Even the trim tabs are hidden beneath the hull when off duty.

Competitively priced and loaded with a host of benefits in both design and style, the new Cape Horn 32XS is ready to make an impression.

## BULLETPROOF

A key factor in our legendary ride is pressure filling every inch of empty space in the hull with closed cell foam.

The foam quiets the ride, adds stiffness to the hull and makes every Cape Horn absolutely unsinkable.

How many boats can make that claim?




MORE COMFORT  
MORE STORAGE

**32XS**  
Extra Seating/Storage



Length	31' 10"
Beam	9' 1"
Draff	22"
Deadrise	23°
Hull Weight (dry) Approximate	5400 lbs.
Maximum H.P.	800
Fuel Capacity	275
Max. Load	4000 lbs.



One of the driest  
**designs**  
on the water.

# 31T

Tournament



## TOURNAMENT TESTED. MORE OF EVERYTHING

The new 31T (Tournament) truly has the professional in mind. This newest design delivers a ride quality and a new standard in dryness that can only be achieved when 30 years of boat building experience meets modern technology.


Adding more storage, while preserving the unsinkable characteristics of all Cape Horns was a must in the 31T design. Large compartments were added to the 31T's front gun whales for a fresh approach to storage without having to get on your knees.

The huge cockpit grew even larger and deeper with a new floor plan. The transom gate makes short work of landing a large tuna or just boarding after a quick swim.

A redesigned leaning post adds more tackle storage while delivering extra comfort from a contoured cushion. The new console adds more storage below. Add the optional hard-top and bring a fresh, modern look to this Cape Horn design.

Climb into the console and you quickly realize how much storage space the 31T delivers. With a manual flush toilet and over 6'2" of headroom you may need to buy some more gear to fill this storage area.

The 31T has more standard fishing features than any other in this professional class. Dual live wells 30/60 gal., 26 rod holders, Custom Trailer, T-Top, Electronics box, 85 quart built-in drink cooler, Fresh water/Raw water washdowns, a marine head and a 740 qt. Insulated fish box are only a sampling of the standards on this new Cape Horn.



## GO FASTER AND FARTHER

All the boats leave the factory turn-key ready to go with many power and color combinations available. With twin engines you can get to the most rugged offshore destinations in dependable comfort. With a cruising speed of 45mph and a range of 450 miles there is almost nowhere to hide from this one.

Schedule a test ride on the all new Cape Horn 31T and you quickly realize why it has developed a cult like following over the years.

With over 30 changes in both design and style, the new 31T Cape Horn deserves a second look before you ultimately meet one offshore.



Length	31' 8"
Beam	9' 1"
Draft	22"
Deadrise	23°
Hull Weight (dry) Approximate	4900 lbs.
Maximum H.P.	800
Fuel Capacity	275
Max. Load	4000 lbs.



DEEPER COCKPIT  
MORE STORAGE

Catch what you haven't.

## EVERYONES SHORTLIST. NEWEST DESIGN

The all new Cape Horn 27XS offers the sporting genes of the legendary 31 coupled with a huge 90 sq ft floor plan and many premium amenities. The uncompromising build quality that distinguishes every Cape Horn is seamlessly carried through this newest offering.

## BIGGER EVERYTHING

Maybe you need more space or just want to invite a few more friends, whatever the reason the 27XS will not disappoint. At home as a tender or offshore chasing Tuna it is designed to perform. The rear seat tucks away when the action heats up, transforming the aft cockpit from luxury liner to battle wagon in seconds.



Extra storage is cleverly placed in the forward seating. These large compartments make great use of otherwise forgotten space without the rattles and squeaks associated with in deck storage. Large tackle drawers on the leaning post are great for those long trips offshore. Two additional compartments add more storage to the leaning post. Need more, check out the new Tackle Station as an option.

The huge 42 gallon live well, large transom gate and a 700 quart insulated fish box leaves the competition in your wake before you even leave the dock.

Ample dash space assures two large displays will fit with ease. A look inside the console reveals the new level of style in this Cape Horn. Walk-in and you quickly realize it can hold enough gear for extended weekend trips. With an optional flush toilet, it is sure to please everyone aboard.

While a larger cockpit, extra storage and comfortable rear seating may not guarantee fishing success, you may however just want to fish a little longer.

Competitively priced and loaded with standard equipment, the Cape Horn 27XS is quickly getting some attention by becoming the greatest



**27XS**  
Extra Seating/Storage



EXTRA ROOM  
UNSYNKABLE  
DRY RIDE



Length	26' 9"
Beam	9'
Draft	22"
Deadrise	23°
Hull Weight (dry) Approximate	4200 lbs.
Maximum H.P.	450
Fuel Capacity	175
Max. Load	3000 lbs.



# 270S

Offshore



## FUNCTIONAL SIMPLICITY.

### PERFECT COMBINATION

The sprawling, open floor plan, uncluttered deck and extra storage in the bow are just a few details that make this boat possibly one of the best offshore platforms to date. Introducing the all new Cape Horn 270S (Offshore.) Competitively priced and loaded with more standard equipment, the 270S is quickly getting some attention.

### NO COMPROMISE

The wide beam and excellent speed let you get there faster and in comfort. A larger cockpit, extra storage and comfortable rear seating make for an uncluttered workstation when the bite is on. A choice of seating options allow you to personalize the rig to suit your fishing style. The 40 gallon live well system is standard equipment and designed to carry your baits throughout the weekend if needed. Need more, upgrade to the 60 gallon system and receive the rear facing seat as a bonus.

The 25 rod holders are placed where you need them. A large transom gate gives you the option to slide larger fish over the back. The huge, 7-700 qt. fish box is insulated for the long haul, so you can fish further. The console face is big enough for two modern screens and many extras to be close at hand while navigating offshore. Everything is bigger in this boat.

The 270S is a solid choice for the seasoned angler looking for all the advantages to fish harder than any other. The fact that it is unsinkable gives you one more reason to fish with confidence when others stay in port. From bow to stern every detail is engineered and tournament tested for one purpose - to fish.



Length	26' 9"
Beam	9'
Draft	22"
Deadrise	23°
Hull Weight (dry) Approximate	4100 lbs.
Maximum H.P.	450
Fuel Capacity	175
Max. Load	3000 lbs.

STABLE  
UNSINKABLE  
DRY RIDE

Bad day to be a  
**Wave.**

## TOUGH, SLEEK AND MODERN. SOMETHING FOR EVERYONE

With added comfort, the 24XS still takes work and play very seriously.

### EXTRA STORAGE

The new forward seating adds 320 qts. of extra storage beneath the seat. Flip up the rear bench seat cushion and you find a huge 35 gal. live well. The removable backrest incorporates 2 additional rocket launchers.

Step into the console and you will notice additional storage in a spacious forward locker.

### GIVE THE FISH A BREAK

Maybe it's time to pull a tube or just cruise the coast, the XS can adapt quickly to almost any boating excursion. A transom gate makes short work of landing a large Tuna or just boarding after a quick swim.

Whether rinsing your gear or cleaning up at the end of the day, you will appreciate both the fresh and raw water wash down systems that are standard equipment.

With something for everyone in the family the new Cape Horn 24XS is destined to be a success.



Look forward to  
**your**  
time on the water.



**24XS**  
Extra Seating/Storage



UNSINKABLE  
SPACIOUS

Length	25' 1"
Beam	9' 1"
Draft	20"
Deadrise	23°
Hull Weight (dry) Approximate	3700 lbs.
Maximum H.P.	400
Fuel Capacity	137
Max. Load	3000 lbs.

# 24OS

Offshore



## UPGRADED AND REDESIGNED. LEGENDARY CLASSIC

The new 24OS (offshore) is packed with upgrades. A new floor plan creates more space, leaving more room to fish. Two huge live wells (35/40 gal.) make sure you will never run out of bait. The rear seat with its removable backrest is a nice addition when it's time to take a break. It's molded top deck and transom area afford practical results with the snag free flush mounted hardware. Rear combing bolsters are a nice standard addition that can be felt at the end of the day. Veteran anglers will appreciate the 20 rod holders located where you need them.

### MORE ROOM

Increased deck area is apparent in the rear cockpit as well as bow. The forward platform in the bow makes throwing a cast-net easy and adds a huge storage box. The new 470 qt. fish box delivers 6' of below deck insulated storage to serve as a final resting place for almost anything you can catch.



### USEFUL STORAGE

A new lockable console allows plenty of room for all your gear by adding two huge storage compartments below. The new leaning post delivers additional storage on each side. Flip up the front seat and find an insulated drink cooler.

### INCREDIBLE RIDE

Then there's the ride, nothing short of incredible. The newly designed hull deserves a test drive in any condition. All experienced captains will be impressed with both the ride comfort and fuel economy.

With a host of changes in both design and style, the new Cape Horn 24OS is more ready than ever to face what awaits 50 miles offshore.



### SOFT ENTRY SPACIOUS DRY RIDE



Length	25' 1"
Beam	9' 1"
Draft	20"
Deadrise	23°
Hull Weight (dry) Approximate	3700 lbs.
Maximum H.P.	400
Fuel Capacity	137
Max. Load	3000 lbs.


# 22OS

Offshore



## PAST PERFECT. BIGGEST SMALL BOAT

If you think it looks good, wait until you drive it. One look into the huge floor plan of the all new Cape Horn 22OS and you realize it is something special. Flip up the front seat and you can step down into the center console with 5' 4" of headroom and standard manual flush toilet. The huge 40 gal. live well behind the leaning post will make sure you never run out of bait. The aft cockpit boasts one of the largest work stations of any other in this size class. It has plenty of room for multiple anglers to go toe to toe without getting in each others way. The European non-skid pattern molded into the floor is quite unique in it's oval type pattern. The fold down rear seat is a nice optional addition if more seating is a must. Add the front bow cushion to create a relaxing spot when your ready for a break. All veteran anglers will appreciate the 24 rod holders located where you need them. Rod boxes in the sides allow for (4) more rods to be in storage. The step-up in the bow makes throwing a cast-net easy.



## USEFUL STORAGE

The console below allows plenty of room for all your gear and includes a rear storage compartment. While a 4'- 400 qt. fish box in the bow delivers below-deck insulated storage for anything you may decide to bring home.



## INCREDIBLE RIDE

The 22 delivers a DRY ride that's built on experience. The newly designed hull deserves a test drive in any condition. It's sharp entry tapers to a 20 degree dead rise as it moves aft. It ends with a v-pad to carry the load while softening the ride. Experienced captains will be impressed with both the ride comfort and fuel economy. With this all new design, the Cape Horn 22OS is more ready than ever to face what awaits 50 miles offshore and beyond.



HUGE  
SPACIOUS  
DRY RIDE  
UNSINKABLE

Length	22' 9"
Beam	9' 1"
Draft	16"
Deadrise	20°
Hull Weight (dry) Approximate	2775 lbs.
Maximum H.P.	350
Fuel Capacity	127
Max. Load	2500 lbs.

Bad day to be a Fish.


**DECISIONS**




32 with Optional Hard Top / Rear Legs

**IT'S YOUR CHOICE**


Whether it's standard equipment or an option, all models can be equipped with rear seating. You may also decide to add the fold-out bolster/backrest to any of the models equipped with forward seating. Maybe some under gunwale lights or bait attracting under water lighting suits your style.



Fold-Out Bolster/Backrest



Underwater Lighting



Cockpit Lighting

*"One look inside and you can tell these boats are different."*



**BOLSTER SEATS**



Bolster Seats Standard in 32 – Option in 27 and 31



Bolster Seat Option in 22, 24 and 27 models.



Optional Rear Seat in 22



Rear Seat 24



Rear Seat Standard in 27, 32, 36



**IF TROLLING IS YOUR STYLE**  
Check out the optional Rupp Top Gun outriggers with telescoping poles. Need a tackle box you can sit on? We call it the Tackle Station and it can be installed for massive gear/lure storage on all models.



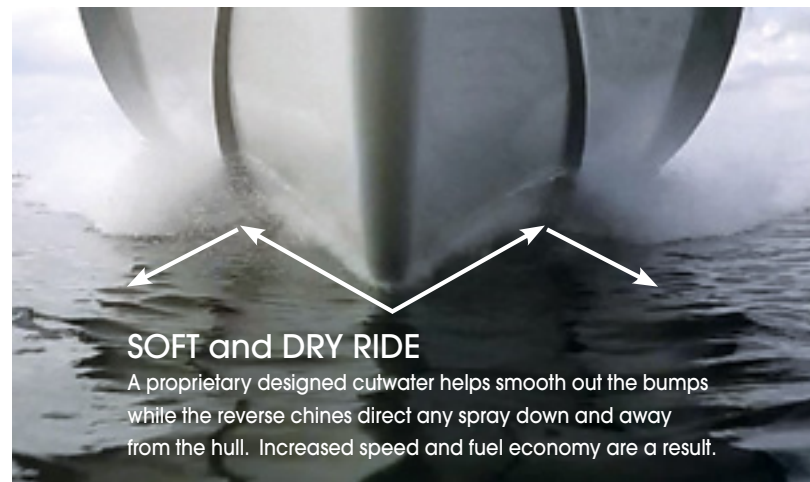
Tackle Storage



60 gal. Live Well  
Standard in 31 – Option in 27



**SNAG FREE FLUSH HARDWARE**



**SOFT and DRY RIDE**

A proprietary designed cutwater helps smooth out the bumps while the reverse chines direct any spray down and away from the hull. Increased speed and fuel economy are a result.



FEATURES	36XS	32T	32XS	31T	27OS	27XS	24OS	24XS	22OS
10 Year Hull Warranty	S	S	S	S	S	S	S	S	S
Lifetime Transom Warranty	S	S	S	S	S	S	S	S	S
Composite Construction - Unsinkable/No Wood	S	S	S	S	S	S	S	S	S
Alum. Trailer / Disc Brakes / Mag Wheels	S-Triple	S-Triple	S-Triple	S-Triple	S-Dual	S-Dual	S-Dual	S-Dual	S-Dual
EPS (Electronic Steering)	S	S	S	0	0	0	0	0	NA
1000 gph Bilge Pump / 1250 Auto	S	S	S	S	S	S	S	S	S
Compass	S	S	S	S	S	S	S	S	S
Windlass	0	0	0	0	0	0	0	0	NA
T-Top w/Electronics Box	NA	S	S	S	S	S	S	S	S
Hard Top	S	0	0	0	0	0	0	0	0
Rear Legs	S	0	0	0	0	0	0	0	0
Powder Coating on Pipe Work	0	0	0	0	0	0	0	0	0
(2) Spreader Lights	S (5)	S	S	S	S	S	S	S	S
Crows Nest (Requires Rear Legs)	0	0	0	0	0	0	0	0	0
Walk-In Console Headroom	6'3"	6'3"	6'3"	6'2"	6'2"	6'2"	6'2"	6'2"	5'4"
Leaning Post w/Backrest	NA	0	0	S	S	S	S	S	S
Deluxe Bolster Seat Leaning Post	S	S	S	0	0	0	0	0	NA
Live well System (gal.)	60/20	60/20	60/20	60/26	40	40	40/35	40/35	40
Forward Seating	S	NA	S	NA	NA	S	NA	S	NA
Rear Seating	S	S	S	0	S	S	S	S	0
85 Qt. Insulated Drink Cooler	S (112QT)	S	S	S	S	S	S	S	0
Insulated Fish Box (quarts)	9'-1400	7'-740	7'-740	7'-740	7'-700	7'-700	6'-470	6'-470	4'-400
Electric Tabs w/Indicators	S	S	S	S	S	S	S	S	S
3 - Step S.S Dive Ladder	S	S	S	S	S	S	S	S	S
Transom Gate	S	S	S	S	S	S	S	S	S
Rod Holders	29	29	29	26	25	25	20	20	24
Rear Coaming Bolsters	S	S	S	S	S	S	S	S	S
FWD Coaming Bolsters	S	S	S	S	0	S	0	S	NA
Flip-Out FWD Bolsters	S	NA	0	NA	NA	0	NA	0	NA
Large Electronics Area	16 x 48	13 x 40	13 x 40	12 x 37	16 x 34	16 x 34	11 x 30	11 x 30	14 x 30
Sani-Pottie w/Holding Tank	S	S	S	S	S	S	S	S	S
Vacu-Flush w/Holding Tank	0	0	0	0	0	0	0	0	NA
Flush Mount Hardware	S	S	S	S	S	S	S	S	S
Raw Water Washdown	S	S	S	S	S	S	S	S	S
Freshwater Washdown (gal.)	30	20	20	20	20	20	20	20	0-9
Under Water Lights	0	0	0	0	0	0	0	0	0
Under Gunnel Lights	0	0	0	0	0	0	0	0	NA
Boot Stripe	0	0	0	0	0	0	0	0	0

S — Standard    0 — Optional    NA — Not Available

## MORE THAN YOU EXPECT.

This isn't your first boat. You know what you don't want, so we've packed every Cape Horn with more standard fishing features than any other. Need more? Pick from the available options to build a truly custom boat.



Hard Top Rear Legs 31 / 36



Grey Aluminum 32

Powder Coated Hard Top with Rear Legs

## PICK A COLOR

Any of the colors can be added to the hull sides. A boot stripe above the waterline makes a nice accent. The interior of every Cape Horn can be given a highly individual touch, thanks to a wide range of upholstery colors.



### Vinyl Accents



## HARD TOP

Cape Horn offers the sleek hard-top system in brushed anodized finish or you can upgrade to the colored powder coating for pipe-work. The bottom side of the hard-top can be color matched to hull sides to add a splash accent of color.



Powder Coated Frame / Steel Blue Under



Bad day to be a  
**Fish.**



CATCH WHAT YOU HAVEN'T. 