


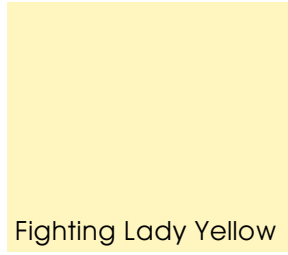
Colored Hull
Flag Blue



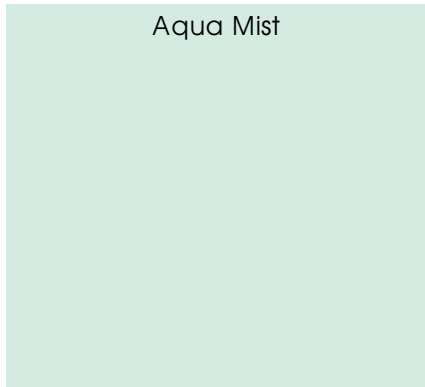
Ice Blue





Fighting Lady Yellow



Aqua Mist



Steel Blue




10" Electric Jack-Plate



Electric Trim Tabs



Rear Seat



Electronics Installation




Hydraulic Power-Pole

CHOICE EXTRAS

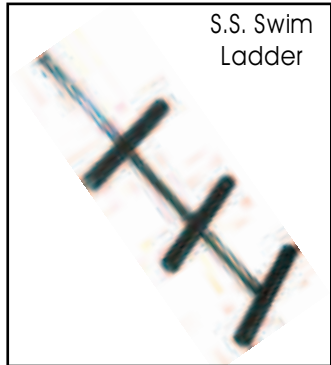
You may want to add a few personal extras to your Cape Bay. Choose one of our hull side colors or add a boot-stripe.

Convenience options include a powder-coated leaning post, rear seat, molded hard-top and dive ladder. Power options include a trolling motor, trim tabs or electronics installation. For added shallow water running, choose the optional electric jack-plate or power-pole.

OPTIONS



Minnkota Trolling Motor



S.S. Swim Ladder



ANYWHERE ANYTIME
You can trust Riptide® SP to handle anything and reliably deliver you to your next trophy fish – because when you're on the water, your trolling motor is the last thing you should worry about.



More about Cape Bay
www.capehornboats.com
(850) 626-2211



Scan here to see the Cape Bay
our on the Water.



A BLEND OF THE RUGGED AND THE REFINED.




FEATURES

INNOVATIVE


An aggressive look, nimble handling and packed full of more features to make your next tournament a success. Go ahead, test the performance. The exhilaration begins with ride comfort. It takes the roughest chop in stride and works the shallows like no other.

CRISP HANDLING


A test drive introduces a new level in performance with no bow rise on take-off. We call it "Even Keel." This first in bay boat design fills a need to  launch in skinny water without trimming the engine up. It also helps stabilize the hull while under way. The tapered strakes up front quiet the ride for a stealth approach to your favorite spot.

ADVANCED DESIGN

Unitized all composite construction not only provides piece-of-mind, but a solid feel in a high performance environment. To increase ride comfort, the entire inner hull is pressure foam filled to help soak up the bumps.



Optional Hard Top



TOURNAMENT INSPIRED
With three live wells it takes work and play seriously. The huge pumps assure the most efficient water flow to keep your valuables not only alert, but spunky.



HUGE STORAGE
Compartments can be found everywhere. The leaning post cushion lifts forward to reveal a large removable storage tray for those quick to get at items.



DRY RIDE

An advanced hull design keeps you dry even in the roughest conditions. The self bailing cockpit keeps your feet dry by directing any spills overboard in a hurry.



CUSTOM FIT
A custom stainless tilt steering wheel adjusts to the most comfortable driving position and facilitates easier movements around the console.



CONVENIENCES
Standard conveniences include a rear backrest for more comfort, sculpted cushions and a large tackle compartment with removable trays and a catch-all bin.



SPECIFICATIONS

LOA	23.00 ft.	7.08 m
Beam	8.25 ft.	2.54 m
Draft	13-15 in.	33-38 cm
Deadrise	15 Degrees	15 Degrees
Fuel	80 gal.	303 L
Max. Load	2500 lbs.	1136 Kgs
Max H.P.	300 V-6	224 Kw
Weight	2100 lbs.	954 Kgs

STANDARD FEATURES

- Even-Keel Design
- Unsinkable
- Ethanol Safe Fuel System
- Tilt-Out Tackle Trays
- Dry Ride
- (3) Live Wells
- 1100gph Pumps
- Yacht Quality Hardware
- (6) Flush S.S. Cleats
- (6) Console Rod Holders
- (5) Rocket Launchers
- (2) Cast S.S. Rod Holders
- Tilt/Hydraulic Helm
- Custom Stainless Wheel
- Lockable Rod Storage for (6) 8' Rods
- Store 12' Fly Rods
- Self Bailing Cockpit
- Powder Coated Rails
- L.E.D. Cockpit Lights
- Storage, Storage, Storage
- Custom Tandem Aluminum Trailer
- Disc Brakes
- Leaning Post w/Backrest
- All Compartments Drain Overboard